



Bio Raman Microscope



- Simultaneous obtained of all spectra and Image
- Spectroscopy & Microscopy
- Time Monitoring of spectra
- Integration time controlling using software
- Mathematical processing (Averaging, Sum, Smooth ...)

میکروسکوپ رامان بایو (اختصاصی بیولوژی)

Model: RamMic-Bio-Arn-25

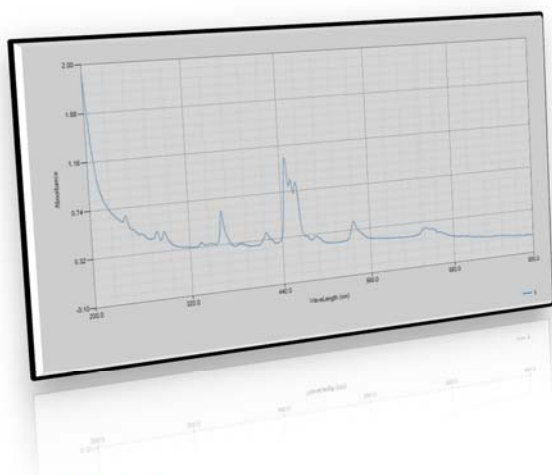
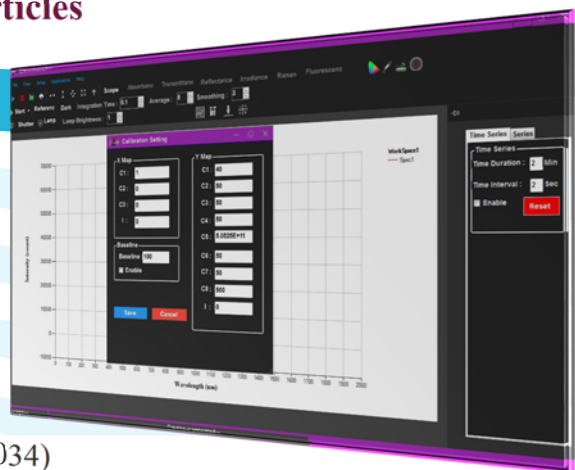
Bio Raman Microscope

RamMic-Bio-Arn-25

Specifications: Imaging & Selection of Bio particles

Optical Specifications


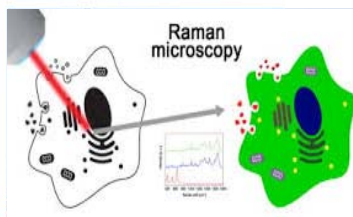
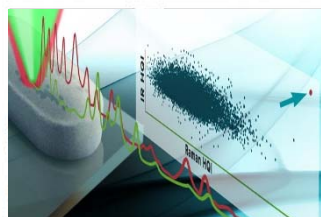
Wavelength Range	150-4500 cm^{-1}
Resolution	< +20.0 cm^{-1}
Scan Time	2-1000 ms
Typical Scan Time	0.1 s
Stray Light	< 0.03 %
Wavelength Accuracy	< ± 0.1 nm
Photometric Stability	< 0.01 A/min at 0 A , 500 nm
Photometric Noise	< 0.01 A 80 scan at 0 A , 500 nm
Wavelength Reproducibility	< ± 0.02 nm for 10 scans (NIST 2034)
Photometric Accuracy	< ± 0.01 A at 440.0 465.0 590.0 635.0 nm (NIST 930e)
Baseline Flatness	< 0.01 A 0.5 second blank, 0.5 second scan at 0 A , 500 nm
Light Source	Laser 532 nm 150 mW
Laser Stability	< 1 % rms over 4 hours
Laser Lifetime	10000 Hours
Detector	2000 Multichannel



Physical Specifications

Communication	USB2
Windows	7 , 8 , 10
Software	Spectroscopy Station
Weight	24 Kg
HxWxD	26x33x50 cm
Power	220V AC 50/60 Hz

Applications:



 **Teifsanje**
www.Teifsanje.com

Tell: +98 21 44787783 +98 21 44787814
Fax: +98 21 44787814 Email: info@teifsanje.com
Add: Teifsanje Co. Ltd., CCERCI, Danesh St, Pajohesh Blvd, Tehran, Iran.