

دستگاه تست استحکام گندله پخته :

توسط این دستگاه ، عملیات تست گندله پخته انجام می گردد . بدین گونه که گندله ها با فشار خرد شده و گراف نیرو های وارده به آنها توسط دستگاه ترسیم شده و روی نمایشگر نشان داده می شود .



تعداد ۱ عدد

The dry pellet strength testing machine



شرکت پارسا صنعت سما

pasco

MANUFACTURER OF SPECIAL MACHINES





شرکت پایه صنعت سما

pasco

MANUFACTURER OF SPECIAL MACHINES

GondoleTest

Date : 2014/12/04
Time : 2:34:25 ÜÜÜ

Status

- Port Open
- Connection

Disconnect

Load Save NetSave Setting Help About

Emergency Stop **Hydraulic Initial**

Automatic

Stop **Pause**

ReadyToNewTest

Manual

FeederStart FeederStop WeightRead

Loaded **0** Kg

ActiveInAutomaticMode ActiveInManualMode

IST Test **Jack Down** **Jack Up**

TestInformation :

TestCounter

1

LastWeight(Kg)

402

WeightAverage(Kg)

402

WeightList(1-30)

402	0	0
0	0	0
0	0	0
0	0	0
0	0	0
0	0	0
0	0	0
0	0	0
0	0	0
0	0	0
0	0	0
0	0	0
0	0	0
0	0	0
0	0	0
0	0	0
0	0	0
0	0	0
0	0	0

ZeroAll Kg

ChangingWeightChart **Print**

T(mS)	Weight
0	101.76
2	108.00
4	114.24
6	120.48
8	126.72
10	132.96
12	139.20
14	145.44
16	151.68
18	157.92
20	164.16
22	170.40
24	176.64
26	182.88
28	189.12
30	195.36
32	201.60
34	207.84
36	214.08
38	220.32
40	226.56
42	232.80
44	239.04
46	245.28
48	251.52



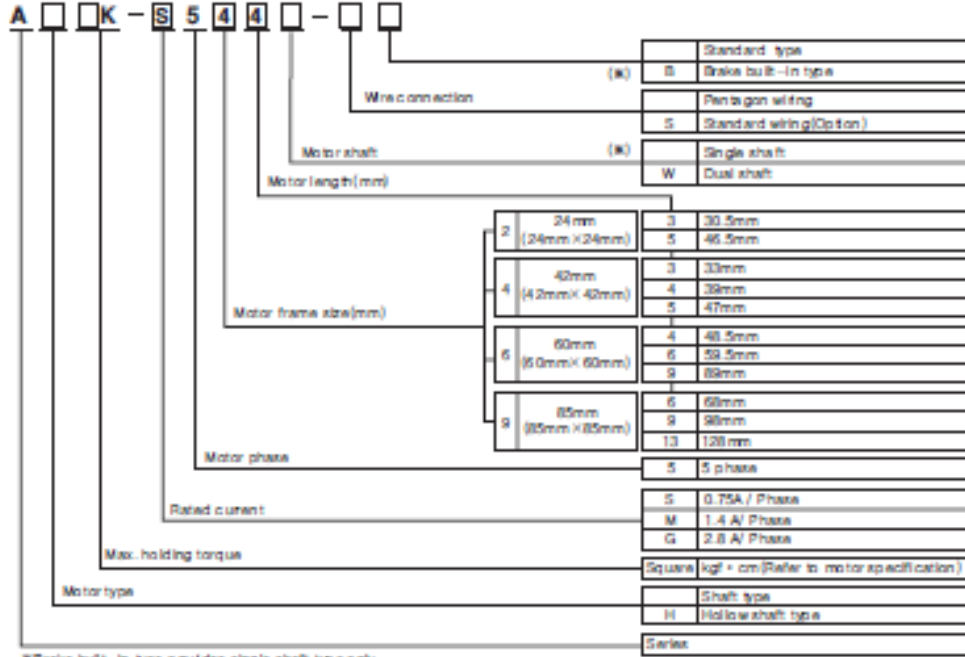
pasco

MANUFACTURER OF SPECIAL MACHINES

5-Phase Stepping Motor

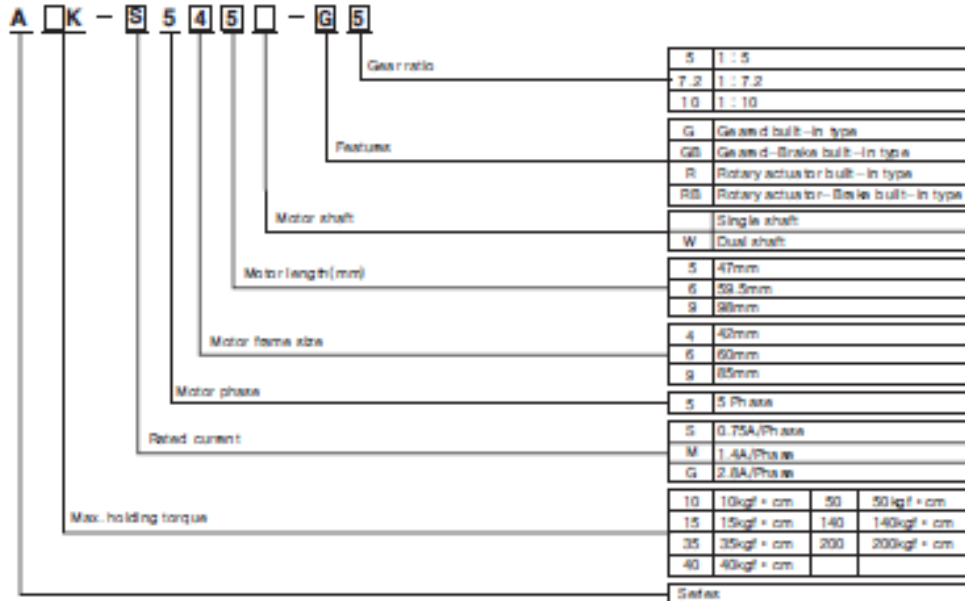
Ordering Information

Application model : Shaft type, Hollow shaft type, Shaft type+Brake built-in type



*Brake built-in type provides single shaft type only.

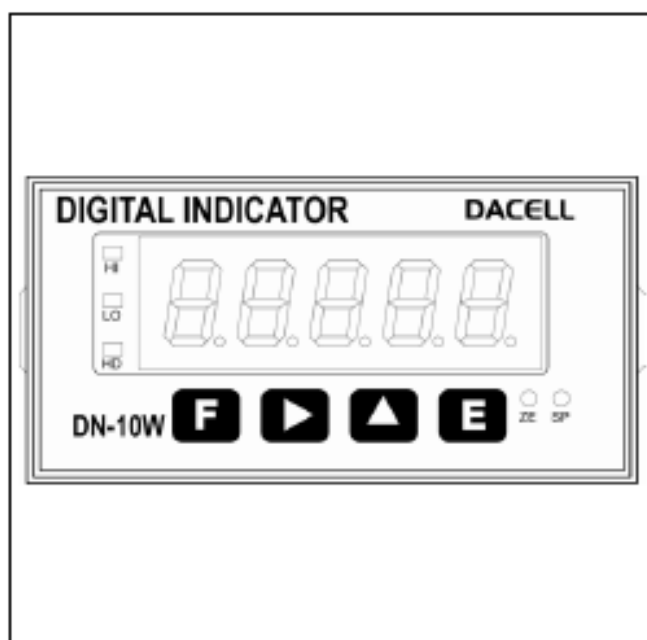
Application model : Geared built-in type, Geared+Brake built-in type, Rotary actuator, Rotary actuator+Brake built-in type



Ver 5.0

MODEL : DN-10W
DIGITAL INDICATOR

USER MANUAL



DACELL CO.,LTD.

Address : 681-1 Cheoksan-Ri, Nami-Myeon, Cheongwon-Gun,
Chung-buk

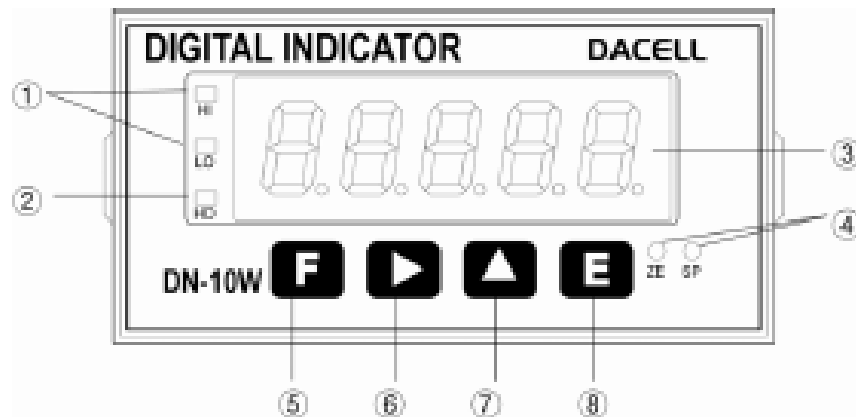
TEL : 82-43-260-2242

FAX : 82-43-260-2245

<http://www.dacell.com>

E-Mail : info@dacell.com

4. Front Panel



① HI, LO Indication LED

: Hi or LO LED will be lighted when measured value exceeds the setting value.

② HOLD indication LED

: This LED will be lighted when the measured value is on Hold.

③ Measured value Indication

: It indicates the measured value and each setting value.

④ ZERO/SPAN setting up VR

: It is used when ZERO and SPAN calibration of Analog output (DC 0 ~ 10V or 4 ~ 20mA) is carried out.

⑤ **F**

Measuring Mode : Once this Key is pressed for more than 1 second, the current measuring value will be Zero (0) and the Analog output will be 0V (4mA) as well.

SET-UP Mode : Once this is pressed on the Function Set-up Mode, you will return to the measuring mode.

⑥ **▶**

Measuring Mode : Once this Key is pressed, the lower limit setting value will be displayed and this value also can be changed.

SET-UP Mode : The location of row for the number flickering can be moved.

⑦ **▲**


Measuring Mode : Once this Key is pressed, the upper limit setting value will be displayed and the value can be changed.

SET-UP Mode : The flickering number will be increased by 1 and 1.

⑧ **E**

Measuring Mode : Once this Key is pressed, HOLD will be selected and once this key is pressed again, HOLD will be cancelled.

SET-UP Mode : Save each set-up value.

شماره پیوست	شماره سریال	مدل	نام دستگاه	
۱	2-liter	Lamborghini	پمپ	
۲	LA7096-4AA11	SIEMENS-5KW- 50HZ	الکترو موتور	
۳	DSG-2B2-N-01	HYSTAR	شیر	
۴	FW-02-3G60-A220-Z5L-60	VIKERS		
۵	H3-C3-1.5t-3B	ZEMIC	لودسل	
۶	PR08-2DP	Autonics	چشم پروکسی القائی	
۷	CR18-8DP	Autonics	چشم پروکسی خازنی	
۸	CP1H-TYPE X-40D	OMRON	PLC	
۹	DN-10W	DACELL	صفحه نمایشگر دیجیتال	