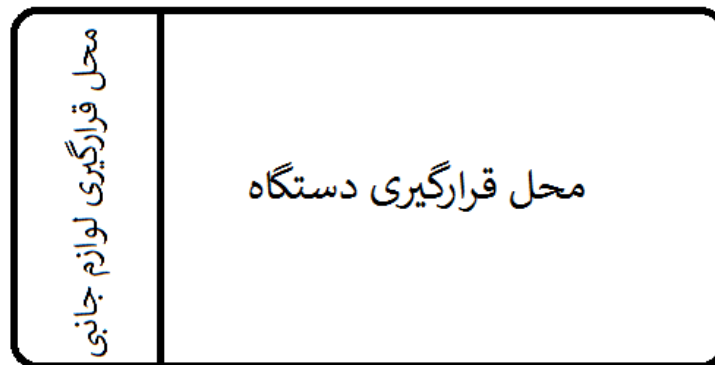
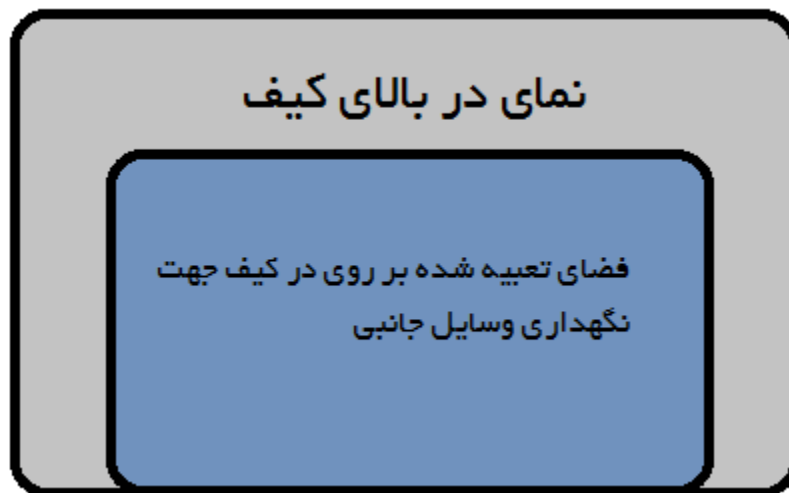


❖ بسته‌بندی:

بسته‌بندی دستگاه در داخل کیف انجام می‌گیرد. ابعاد کیف ۱۵×۲۴×۳۰ می‌باشد. وزن محصول داخل کیف ۲/۵kg می‌باشد. بر روی در کیف محل نگهداری کابل‌ها و لوازم جانبی تعبیه شده است. همچنین در داخل کیف امکان قراردادن ژل و برخی دیگر از لوازم جانبی وجود دارد.



شکل ۸- نمای داخل کیف



شکل ۹- فضای تعبیه شده بر روی در کیف جهت نگهداری وسایل جانبی

❖ نگهداری و انبار:



در صورت نیاز به نگهداری و انبار دستگاه نکات زیر رعایت شود:

۱- جهت انبار حتما دستگاه داخل کیف قرار دهید.

۲- در صورت چیدن دستگاہ‌ها بر روی یکدیگر، فضای تعبیه شده بر روی در بالای کیف، خالی باشد.

۳- حداکثر وزن مجاز چینش ۱۵ کیلوگرم می‌باشد. به عبارت دیگر بر روی هر کیف میتوان تا سقف ۶ کیف دیگر چیدمان نمود.

۴- حداکثر دمای مجاز جهت انبار ۵۰ درجه سانتیگراد و حداکثر رطوبت مجاز ۸۰ درصد می‌باشد.





symbol							
	Title of symbol	Description of symbol	Requirements	Informative notes	Restrictions of use	Additional requirements	ISO 7000 Reg. no. ^a
	Manufacturer	Indicates the medical device manufacturer, as defined in EU Directives 90/385/EEC, 93/42/EEC and 98/79/EC.	This symbol shall be accompanied by the name and address of the manufacturer (i.e. the person placing the medical device on the market), adjacent to the symbol.	<p>NOTE 1 This symbol is used to indicate information that is required in Europe.^b</p> <p>NOTE 2 The full definition of "manufacturer" is given in EU Directives 90/385/EEC, 93/42/EEC and 98/79/EC.</p> <p>NOTE 3 Guidance on the requirements for EU Directives 90/385/EEC and 93/42/EEC is given in EN 1041.</p> <p>NOTE 4 Guidance on the requirements for EU Directive 98/79/EC is given in ISO 18113-1, ISO 18113-2, ISO 18113-3, ISO 18113-4 and ISO 18113-5.</p> <p>NOTE 5 The date of manufacture, as well as the name and address of the manufacturer, can be combined in one symbol.</p> <p>NOTE 6 The relative size of the symbol and the size of the name and address are not specified.</p>			3082 2011-10-02
	Batch code	Indicates the manufacturer's batch code so that the batch or lot can be identified.	This symbol shall be accompanied by the manufacturer's batch code. The batch code shall be adjacent to the symbol.	<p>NOTE 1 The relative size of the symbol and the size of the batch code are not specified.</p> <p>NOTE 2 Synonyms for "batch code" are "lot number" and "batch number".</p>			2492 2004-01-15



REF

Catalogue number	Indicates the manufacturer's catalogue number so that the medical device can be identified.	The manufacturer's catalogue number shall be adjacent to the symbol.	NOTE 1 The relative size of the symbol and the size of the catalogue number are not specified. NOTE 2 Synonyms for "catalogue number" are "reference number" and "reorder number".	In Europe, ^b the manufacturer's catalogue number shall be placed after or below the symbol and adjacent to it. This symbol may currently be shown without the enclosure; however, it is intended that this option be withdrawn in a future edition of this document.	2493 2004-01-15
------------------	---	--	---	---	--------------------

SN

Serial number	Indicates the manufacturer's serial number so that a specific medical device can be identified.	This symbol shall be accompanied by the manufacturer's serial number. The serial number shall be adjacent to the symbol.	NOTE The relative size of the symbol and the size of the serial number are not specified.	In Europe, ^b the manufacturer's serial number shall be placed after or below the symbol and adjacent to it. This symbol may currently be shown without the enclosure; however, it is intended that this option be withdrawn in a future edition of this document.	2498 2004-01-15
---------------	---	--	---	--	--------------------

	<p>Fragile, handle with care</p>	<p>Indicates a medical device that can be broken or damaged if not handled carefully.</p>					<p>0621 2014-06-04</p>
	<p>Keep dry</p>	<p>Indicates a medical device that needs to be protected from moisture.</p>		<p>NOTE This symbol can also mean "Keep away from rain" as referenced in ISO 7000.</p>			<p>0626 2014-06-04</p>
	<p>Temperature limit</p>	<p>Indicates the temperature limits to which the medical device can be safely exposed.</p>	<p>The upper and lower limits of temperature shall be indicated adjacent to the upper and lower horizontal lines.</p>				<p>0632 2014-06-04</p>
	<p>Humidity limitation</p>	<p>Indicates the range of humidity to which the medical device can be safely exposed.</p>	<p>The humidity limitation shall be indicated adjacent to the upper and lower horizontal lines.</p>			<p>In Europe,^b this symbol shall be explained in the information supplied by the manufacturer.</p>	<p>2620 2004-01-15</p>

	<p>Consult instructions for use</p>	<p>Indicates the need for the user to consult the instructions for use.</p>		<p>NOTE 1 Synonym for "Consult instructions for use" is "Consult operating instructions".</p> <p>NOTE 2 Consider the difference between the description of this symbol and that of symbol 5.4.4.</p>		<p>When used to indicate an instruction to consult an electronic instructions for use (eIFU), this symbol is accompanied by an eIFU indicator. This indicator may represent the manufacturer's eIFU website or any other appropriate indication on the use of eIFU. The indicator may be placed either alongside, beneath or surrounding the symbol (see A.15).</p>	<p>1641 2004-01-15</p>
	<p>Caution</p>	<p>Indicates the need for the user to consult the instructions for use for important cautionary information such as warnings and precautions that cannot, for a variety of reasons, be presented on the medical device itself.</p>	<p>The symbol variant ISO 7000, symbol 0434B ("Caution") may be used.</p>	<p>NOTE 1 Consider the difference between the description of this symbol and that of symbol 5.4.3.</p> <p>NOTE 2 This symbol is essentially a cautionary symbol and is used to highlight the fact that there are specific warnings or precautions associated with the medical device, which are not otherwise found on the label.</p>	<p>This symbol is not to be confused with the "Caution" sign intended to be used in the workplace.</p>		<p>0434A 2004-01-15</p>