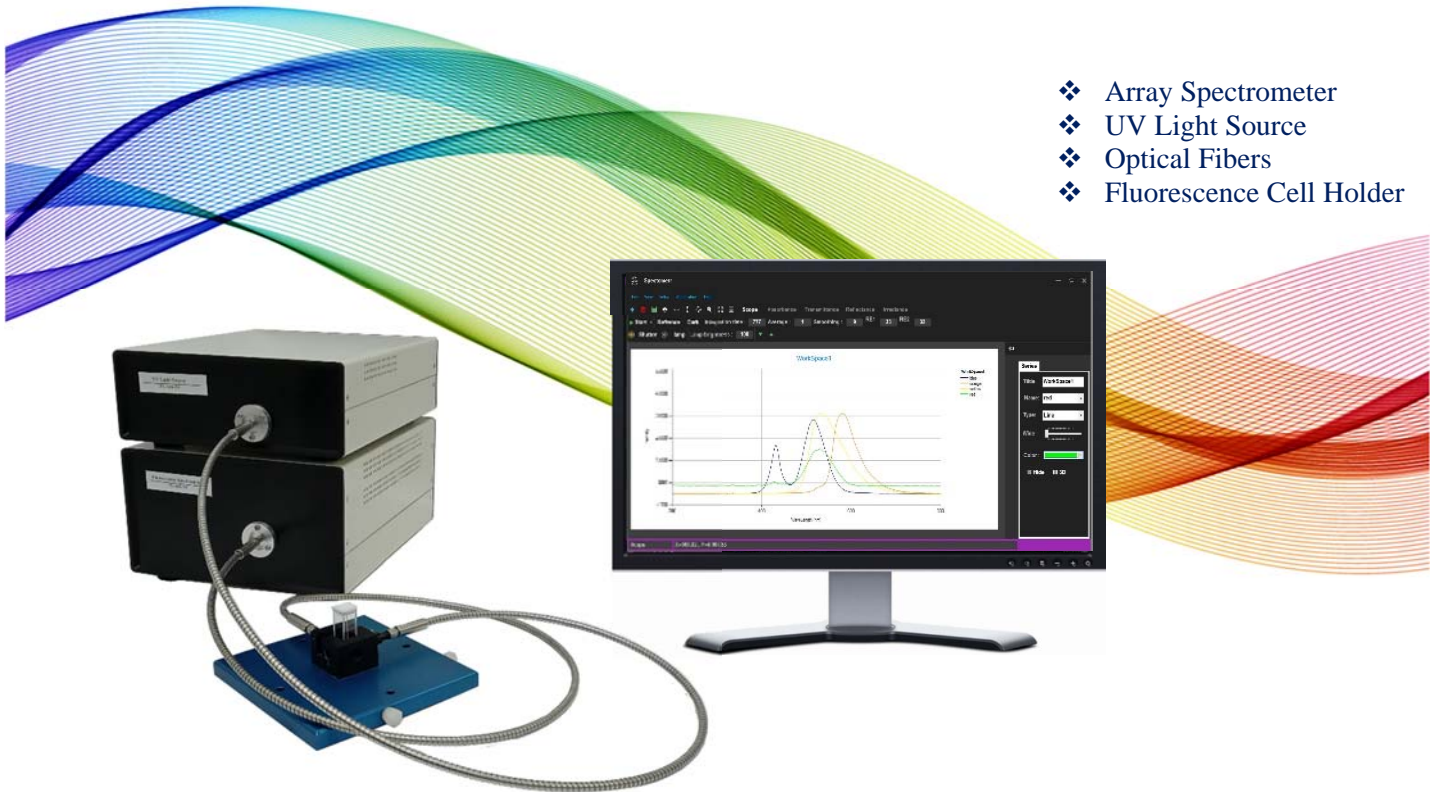


Fluorescence Spectrometer Fiber Optic



- ❖ Array Spectrometer
- ❖ UV Light Source
- ❖ Optical Fibers
- ❖ Fluorescence Cell Holder

- Simultaneous obtained of all spectra
- Time Monitoring of spectra
- Integration time controlling using software
- Mathematical processing (Averaging, Sum, Smooth ...)
- Excite variable

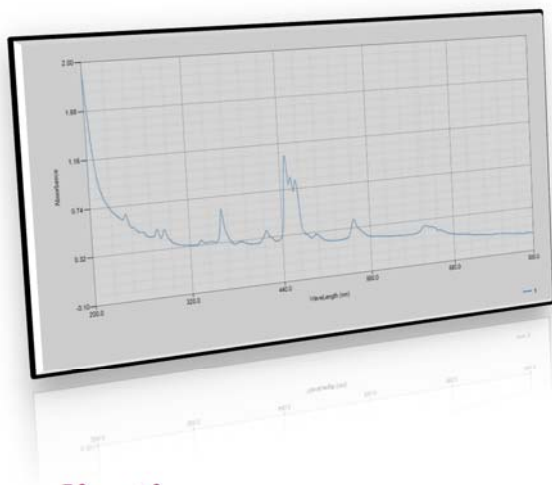
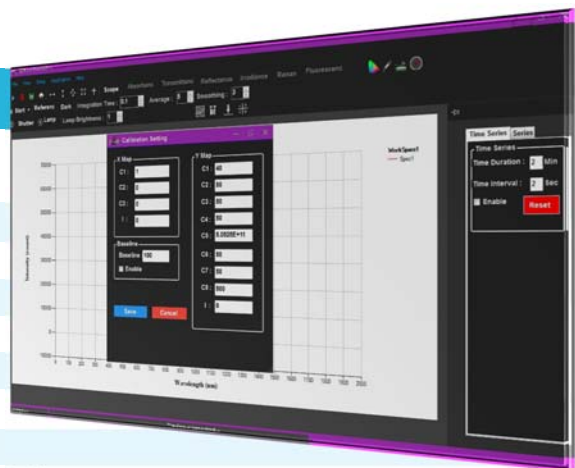
Fluorescence Spectrometer

FL-Arn-VL20

Specifications:

Optical Specifications

Wavelength Range	350-800 nm	Emission
Wavelength Range	250-450 nm	Variable Excite
Resolution	< +1.0 nm	
Scan Time	2-1000 ms	
Typical Scan Time	0.1 s	
Stray Light	< 0.03 %	
Wavelength Accuracy	< ±0.1 nm	
Photometric Stability	< 0.01 A/min at 0 A , 500 nm	
Photometric Noise	< 0.01 A 80 scan at 0 A, 500 nm	
Wavelength Reproducibility	< ±0.02 nm for 10 scans (NIST 2034)	
Photometric Accuracy	< ± 0.01 A at 440.0 465.0 590.0 635.0 nm (NIST 930e)	
Baseline Flatness	< 0.01 A 0.5 second blank, 0.5 second scan at 0 A , 500 nm	
Light Source	Miniaturized UV Lamps	
Detector	2000 Multichannel	



Physical Specifications

Communication	USB2
Windows	7 , 8 , 10
Software	Spectroscopy Station
Weight	6 Kg
HxWxD	22x22x28 cm
Power	220V AC 50/60 Hz

Applications:

